

# FRP Manhole and Trench

## Main ingredients of the polymer resin covers:




### ① Unsaturated Polyester Resin



### ② Fiberglass



### ③ Steel keel



## Summary of BMC and SMC:



**BMC (DMC)**  
Bulk/dough molding compounds



**SMC**  
Sheet molding compound

## Characteristics and advantages:

1. Long service life: Through the adoption of high performance resin, fiberglass and unique technology, the infiltration of resin in fiberglass is ensured, which greatly enhanced the bonding of resin and fiberglass. Under the prescriptive actual load and frequency, the service life of product is more than 20 years.
2. Good wear resistance: The sound structural design and the adoption of high wearing resistant materials effective prevent the wearing of key component of manhole cover when using.
3. Excellent aging resistance: The property of composite material and the adding of special anti-ultraviolet radiation agent make the product have excellent light stability and moisture resistance.
4. Anti-theft performance: The manhole cover is made from heat fixity composite materials, with no recoverable values. Therefore, it radically solves the tough problem of being stolen as cast iron manhole cover.
5. Convenient service performance: The weight of the manhole cover is only one-third of the cast iron manhole cover. Therefore, it's easy to installation and routine inspections; It overcome the problems of bouncing and collision which happened in cast iron manhole cover using; The appearance of the manhole cover is exquisite and handsome

## FAQ:

1. Can I get free samples?  
A: Yes . we can provide you the free sample, but you need to bear their own delivery costs.
2. Can I request to change the form of packaging and transportation?  
A: Yes . We can change the form of the packaging and transportation according to your request, but you have to bear their own costs incurred during this period and the spreads.
3. Can I request to advance the shipment?  
A: It should be depends on whether there is sufficient inventory in our warehouse.
4. Can I have my own Logo on the product?  
A: Yes . you can send us your drawing and we can make your logo, but you have to bear their own the cost.
5. Can you produce the products according to my own drawings?  
A: Yes . we can produce the products according to your drawings that will be most satisfy you.

## We are recognized



## Product testing


Execution standard: EN124

A 15: Manhole tops and gully tops with loading strength > 15KN (Footways)

B125: Manhole tops and gully tops with loading strength > 125KN (Footways, pedestrian areas, parking areas)

C250: Manhole tops and gully tops with loading strength > 250KN (Kerbside channels of roads)

D400: Manhole tops and gully tops with loading strength > 400KN (Carriageways hard shoulders and parking)





Cover sizes:  $\phi$ 700x70  
Frame sizes:  $\phi$ 830x10  
Clear open :  $\phi$ 640  
G.W. : 60kg  
Class: 150KN



Cover sizes: 300x600x30  
Frame sizes: 360x660x45  
Clear open : 260x560  
G.W. : 10kg  
Class: 10KN



Cover sizes: 600x600x50  
Frame sizes: 700x700x70  
Clear open : 550x550  
G.W. : 38kg  
Class: 125KN



Cover sizes: 675x675x50  
Frame sizes: 750x750x70  
Clear open : 609x609  
G.W. : 45kg  
Class: 125KN




Cover sizes: 400x600x40  
Frame sizes: 440x640x600  
G.W. : 35kg  
Class: 10KN



Cover sizes: 300x500x30  
Frame sizes: 330x530x350  
G.W. : 12kg  
Class: 5KN



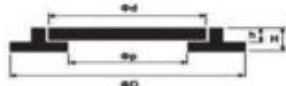
300x300/3.6kg



D=300x300 d=250x250  
p=200x200 h=24 H=35



300x300/5.5kg



D=300x300 d=250x250  
p=200x200 h=30 H=45



400x400/7.0kg




D=400x400 d=350x350  
p=300x300 h=30 H=45

Available Colors

- Grey
- Terracotta
- Green
- Beige
- Black



400x400/8.0kg



D=400x400 d=300x300  
p=250x250 h=30 H=45



450x450/12.5kg



D=300x300 d=250x250  
p=200x200 h=30 H=45



500x500/13.0kg



D=500x500 d=400x400  
p=350x350 h=40 H=55




Available Colors

- Grey
- Terracotta
- Green
- Beige
- Black



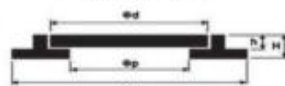
500x500/12.5kg



D=500x500 d=400x400  
p=350x350 h=40 H=55



500x500/15.5kg



D=500x500 d=400x400  
p=350x350 h=40 H=60



550x550/20.0kg




D=550x550 d=450x450  
p=400x400 h=40 H=60

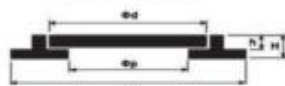


Available Colors


- Grey
- Terracotta
- Green
- Beige
- Black



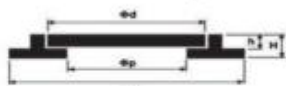
600x600/18.5kg



D=600x600 d=500x500  
p=450x450 h=40 H=60




600x600/21.0kg



D=600x600 d=500x500  
p=450x450 h=40 H=60



600x600/24.0kg



D=600x600 d=500x500  
p=450x450 h=40 H=60

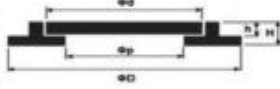


Available Colors

- Grey
- Terracotta
- Green
- Beige
- Black



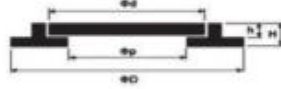
700x700/28.0kg



D=700x700 d=600x600  
p=550x550 h=40 H=60




800x800/38.0kg



D=800x800 d=700x700  
p=650x650 h=40 H=60



900x900/43.0kg



D=900x900 d=800x800  
p=200x200 h=30 H=45



Available Colors

- Grey
- Terracotta
- Green
- Beige
- Black



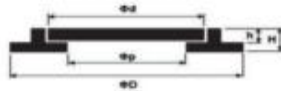
D400/10kg



D=400 d=300 p=270 h=40 H=60



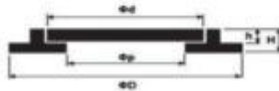
D470/11kg



D=470 d=400 p=350 h=40 H=60



D570



D=570 d=500 p=460 h=50 H=65

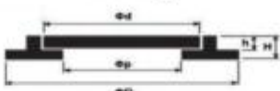


Available Colors

- Grey
- Terracotta
- Green
- Beige
- Black




D680/27kg




D=678 d=600 p=550 h=50 H=70



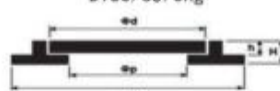
D690/38kg



D=690 d=600 p=550 h=60 H=80



D780/35.0kg



D=780 d=700 p=650 h=40 H=55

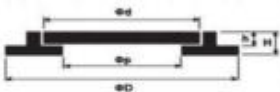


Available Colors

- Grey
- Terracotta
- Green
- Beige
- Black



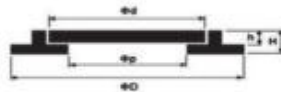
D830/60.0kg



D=830 d=700 p=650 h=70 H=94



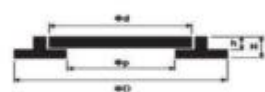
D830/75.0kg



D=830 d=700 p=650 h=70 H=94



D720/25.0kg

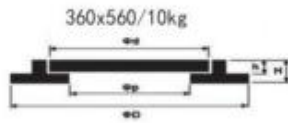


D=720 d=650 p=600 h=40 H=60

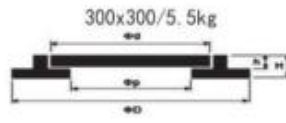


Available Colors

- Grey
- Terracotta
- Green
- Beige
- Black



D=300x300 d=250x250 p=200x200 h=30 H=45

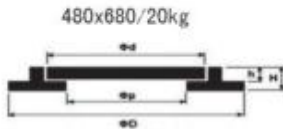


D=300x300 d=250x250 p=200x200 h=30 H=45

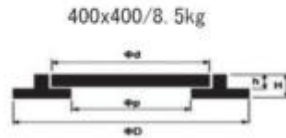


Available Colors

- Grey
- Terracotta
- Green
- Beige
- Black



D=480x680 d=400x600 p=353x553 h=40 H=60

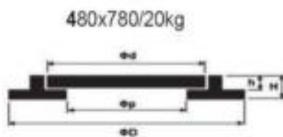


D=400x400 d=300x300 p=250x250 h=30 H=45

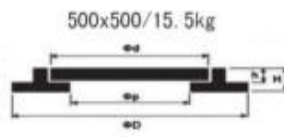


Available Colors

- Grey
- Terracotta
- Green
- Beige
- Black



D=480x780 d=380x680 p=330x630 h=40 H=60

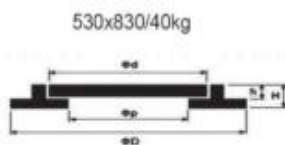


D=500x500 d=400x400 p=350x350 h=40 H=50

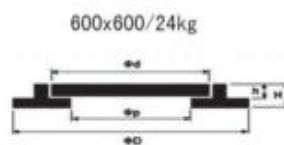


Available Colors

- Grey
- Terracotta
- Green
- Beige
- Black



D=530x830 d=450x750 p=400x700 h=50 H=75



D=600x600 d=500x500 p=450x450 h=40 H=60



Available Colors

- Grey
- Terracotta
- Green
- Beige
- Black



01




02



03



04



05



06



07



08



09



10



11



12



13



14



15



16




17



18



19



20

Sizes:  $\phi 300$ ,  $\phi 400$ ,  $\phi 500$ ,  $\phi 600$ ,  $\phi 650$ ,  $\phi 700$ ,  $\phi 750$ ,  $\phi 800$ ,  $\phi 900$ ,  $\phi 1000$



250x350x35




250x250x30



300x300x30



400x400x40



500x500x30



500x500x40



500x500x50



600x600x40



600x600x50



200x500x20



300x500x20



300x500x30



125x500x20



155x500x20



200x500x20



300x500x20



300x500x30



300x500x35



300x500x40




250x500x30



350x500x40



400x600x40



400x600x40



400x600x40



400x600x40



450x750x40



450x750x70



400x600x50



400x600x50



500x700x20



500x600x30



500x650x45




500x500x40



400x600x50



400x500x40



500x700x20



400x600x30



500x700x43



360x600x30



400x600x40



400x600x40



360x500x38



300x500x60



340x500x60



400x600x70



450x750x40



600x900x40



500x1000x40







500x1000x40



500x1500x40




600x800x40



500x600x40



500x1200x40



500x1300x40



500x1200x40



500x1400x40



500x1100x40



500x1200x40



FRP/SMC



加重扣槽盖板




800x800x40



500x1700x40



500x1000x60



500x1000x40



500x1200x40



500x1000x40



500x800x50




500x1000x50



800x800x70




800x800x70



800x800x70



800x800x70



500x500



750x900



600x900



400x600



400x400



500x500



450x750



600x800



300x500



500x1000



600x800



1000x1500



镀锌提手井盖-黑色



镀锌提手井盖-灰色



镀锌提手井盖-红泥



镀锌提手井盖-米黄

Sizes: 900x900, φ750x50, 800x800, φ700x50

Sizes: 250x250, 300x300, 350x350, 400x400, 450x450, 500x500, 600x600, 700x700, 800x800, 1000x1000

Sizes: 250x350, 300x500, 400x600, 450x750, 600x800, 600x900, 750x900, 800x1000, 500x1000, 1000x2000



300x500



400x600x40



400x600x40



450x750x50



200x200



250x350



400x600



400x600x40



450x750



400x400x40



500x500x40



450x750x50



400x600x50



400x600



400x600x40



450x750x50

Sizes : 200x200, 250x250, 300x300, 400x400, 500x500, 600x600, 1000x1000

Sizes : 250x350, 300x500, 380x680, 400x600, 450x750, 600x800, 500x1000, 1000x1500, 1000x2000

## FRP Trench + Trench cover

### 9101



Description: Composite Gutterway  
Sizes: 170 mm  
G.W.: 12.2 kg/m  
Volume:  
HS Code: 3926909090  
Color: Beige



#### Available Colors



D=195 d=170 p=160 h=20 H=190

### 9102



Description: Composite Gutterway  
Sizes: 285 mm  
G.W.: 19.15 kg/m  
Volume:  
HS Code: 3926909090  
Color: Beige



#### Available Colors



D=310 d=285 p=250 h=30 H=270

### 9103



Description: Composite Gutterway  
Sizes: 345 mm  
G.W.: 36.25kg/m  
Volume:  
HS Code: 3926909090  
Color: Beige



#### Available Colors



D=365 d=345 p=305 h=30 H=380

### 9104



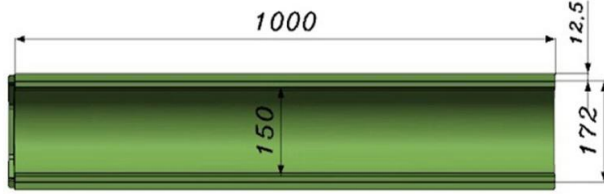
Description: Fiberglass Gutterway  
Sizes: 285 mm  
G.W.: 36.25kg/m  
Volume:  
HS Code: 3926909090  
Color: Beige



#### Available Colors

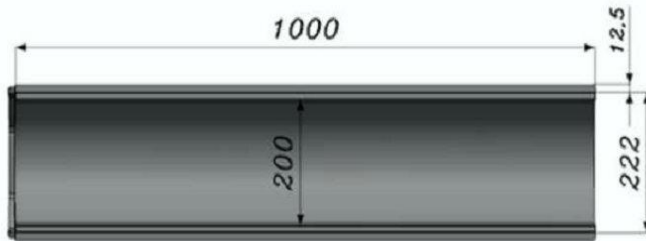
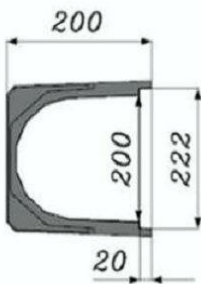


D=305 d=285 p=250 h=30 H=405

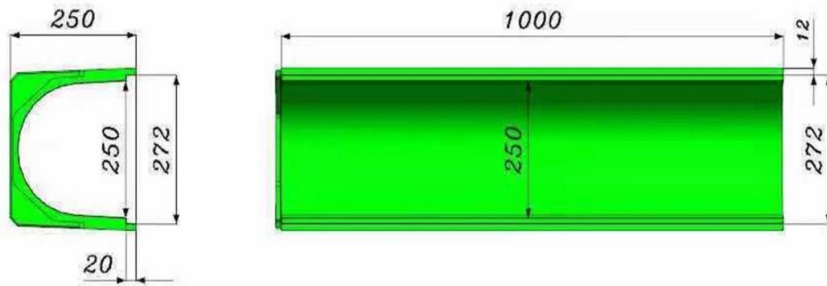


Trench Size : **U150x200x1000**

Cover Size : **170x500x20**

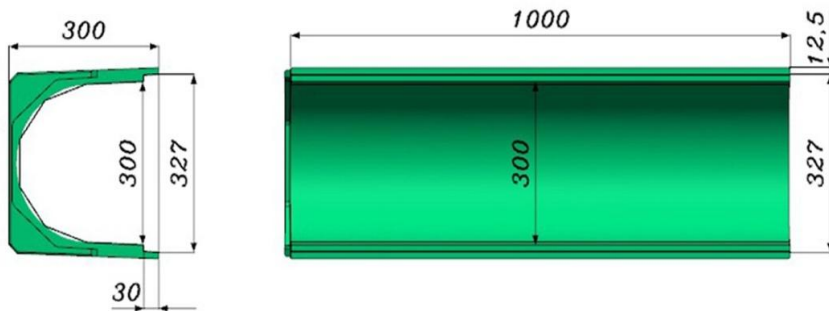


Trench Size : **U200x200x1000** Cover Size : **220x500x20**



Trench Size : U250x250x1000

Cover Size : 270x500x20



Trench Size : U300x300x1000

Cover Size : 325x500x30

